

Earnings Presentation 4Q & 12M 2025

SONDA[®]
make it easy



Speakers



José Orlandini
Chairman of the Board



Marcelo Castiglione
Chief Executive Officer



Gonzalo Soto
Chief Financial Officer

AGENDA

4Q & 12M 2025

01

Highlights

02

Business Evolution

03

Financial
Results

04

Commercial
Results

07

Final
Remarks

08

Q&A



AGENDA

4Q & 12M 2025

- Highlights
- Business Evolution
- Financial Results
- Commercial Results
- Final Remarks
- Q&A

Highlights

Highlighted Deals Closed in Q4 2025

Modernizing State Services in the Region



PROJECT Software Factory



+1.2 millions
Annual in-person citizen complaints



Integration

Integration with other state agencies



Data Entry

Facilitate accurate data entry
For criminal prosecution



Digitalization

Complete complaint processes



+950

Police stations nationwide



PROJECT Software Factory



Digitalization

Complete investigative processes



Automation

Automation and data analysis capabilities



Security

Data Security



+ 10,000

Officials - users



PROJECT Software Factory



SW and QA Factory

Development and quality assurance



Strategic Impact

Scalability of the factory model for new SUNAT initiatives



Technological update

Critical tax and customs collection systems



3 years

Factory development and testing service



PROJECT New Communications Network for the Health Sector



2

Awarded Macro Zones
– South Central and North Central



845

Establishments connected with SDWAN and LAN network



6 years

Contract with option to renew for 2 years



10

Months of Implementation of the Entire Network



PROJECT Software Factory



Technological update

Tax documents and tax auditing



Interoperability

With internal and external platforms



Millions taxpayers

Impact on the vast majority of formal taxpayers



PROJECT Central Platform Hosting, Networks and Data Center Hosting



Technological update

Upgrade server infrastructure, storage, virtualization, SAN and LAN networks



New Main Data Center

Database Hosting and Virtualization Platform

Highlights

Highlighted Deals Closed in Q4 2025

Modernizing the Energy Industry



PROJECT
Field Services, Asset Management and Service Desk



Renewal

Comprehensive SAP support and leading critical projects



5 years



9 millions
of consumers



580.000 km
Transmission networks



5,200
SAP users



Major Service Station Chain

PROJECT
Help Desk, Field Services and Asset Management



Governance

Process improvement and modernization.



Result

Technological transformation through the automation of customer service processes



5 years



Benefits

- Reduce management burden
- Detailed view of operations
- User experience

Increasing our presence in Mining

Major Mining Company

PROJECT
pLTE Network L1 Support



Support and Maintenance
For the L1 pLTE Network



3 years



26 Towers LTE

Leader in Mobility solutions



PROJECT
Collection System



Technological update
QR code and credit card payments on buses and metro lines



41
Paid Zones



1.436 Buses



2 years

Strengthening our presence in Banking & Insurance

Major Insurance Company

PROJECT
Beyond Health Implementation + Portal Development



3

Portals



15

Functional Processes



200

Licensed Users



60 Months



PROJECT
IT outsourcing



Technological update
Virtual machines, databases, switches, firewalls, access points, etc.



5 years



19

Departments



Hybrid cloud



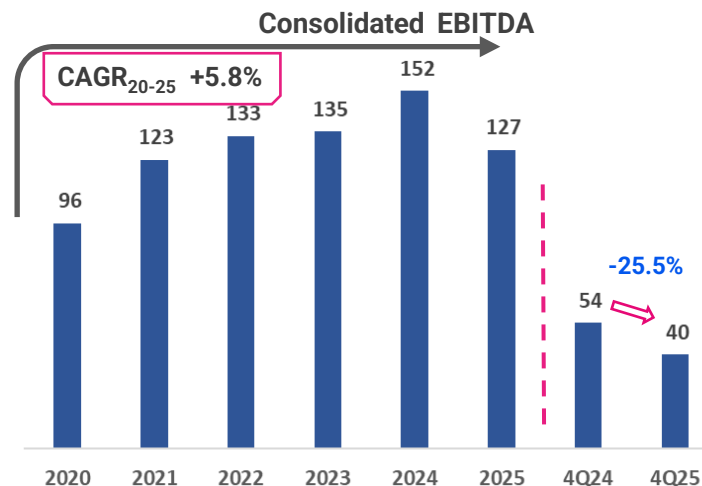
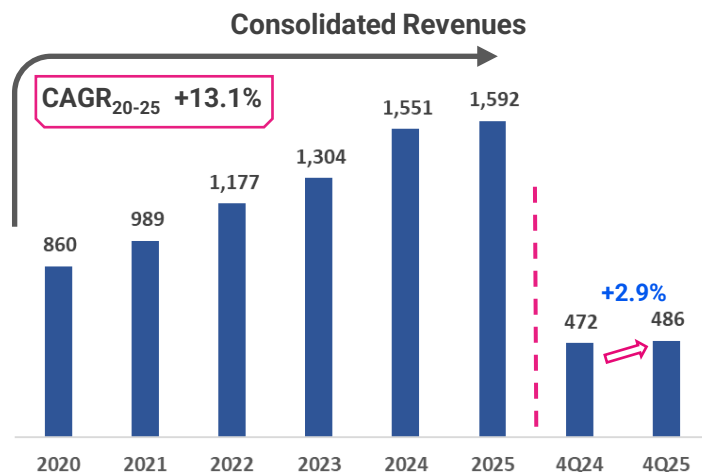
AGENDA

4Q & 12M 2025

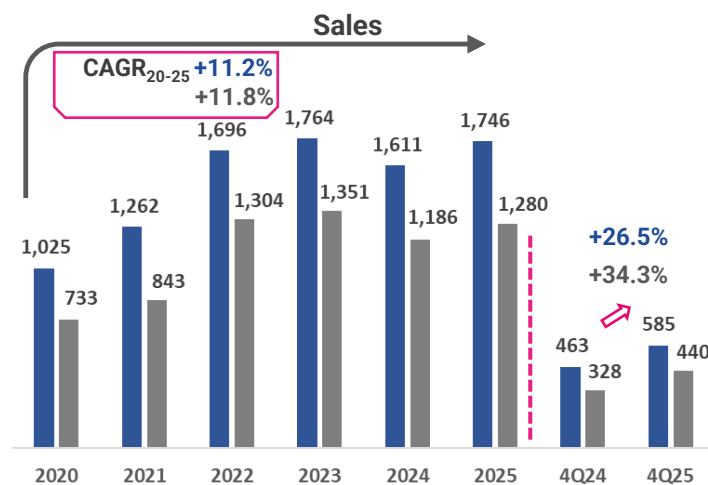
- Highlights
- **Business Evolution**
- Financial Results
- Commercial Results
- Final Remarks
- Q&A

Results Evolution

Historic Financial and Commercial Results



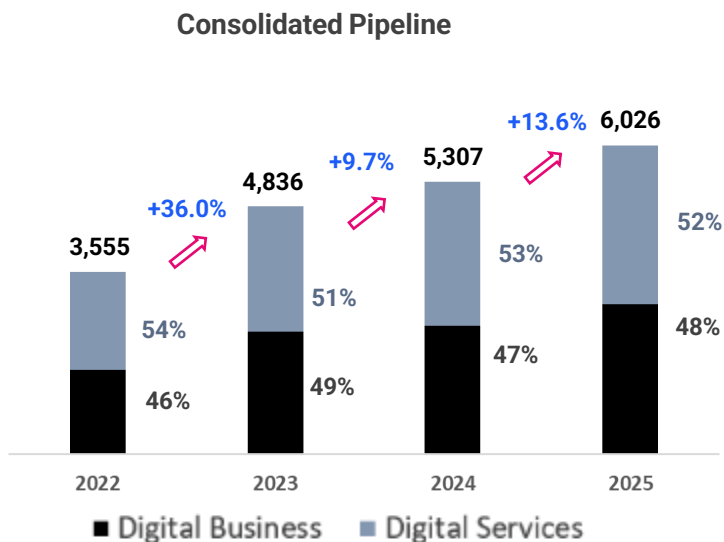
- Figures in US millions, reporting currency, converted at the USD/CLP exchange rate as of December 2025 = 907.13
- From 2023 onwards, Klap's revenues and results are deconsolidated to make them comparable with 2025



Consolidated Sales

B2B Sales

- B2B sales exclude Transactional Business (Quintec Distribución + Tecnoglobal + Microgeo)
- Since 2023, Klap sales are excluded to make it comparable with 2025.



SONDA
make it easy

Results Evolution

12M25 Results Summary (Reporting Currency)



Consolidated Revenue

US\$ 1,592 millions

+2,6% c/t 12M24

Digital Business (US\$ 544 / -1.5%)

Digital Services (US\$ 570 / +0.8%)

Transac. Business (US\$ 478 / +10.3%)



EBITDA

US\$ 127 millions

US\$ -25 millions c/t 12M24

Net Income

US\$ 19 millions

US\$ -17 millions c/t 12M24



Consolidated Business Awarded

US\$ 1,746 millions

+8.4% c/t 12M24

12-month pipeline

US\$ 6.0 billions

Brazil 29% of the total



AGENDA

4Q & 12M 2025

- Highlights
- Business Evolution
- **Financial Results**
- Commercial Results
- Final Remarks
- Q&A

4Q 2025 Results

Revenues and EBITDA 4Q 2025 (Reporting Currency)



CONSOLIDATED REVENUES

**US\$ 486
millions**

**US\$ 341 millions
(B2B Business)**

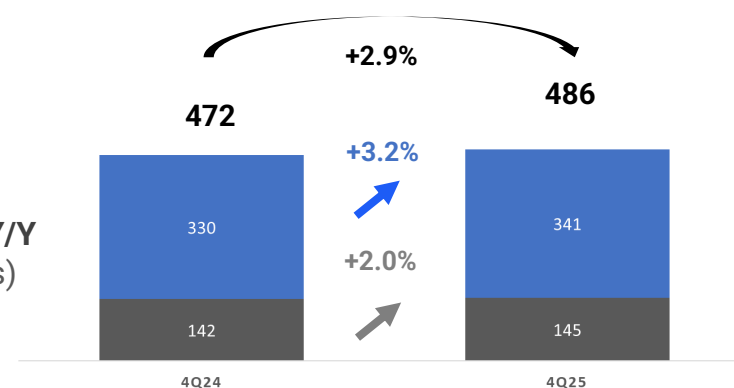


REVENUE GENERATION

● B2B BUSINESS

● TRANSACTIONAL BUSINESS

QUARTER REVENUES Y/Y
(US\$ millions)



CONSOLIDATED REVENUES CONTRIBUTION BY REGION

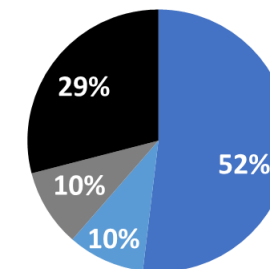
● SOUTHERN CONE REGION

● BRAZIL

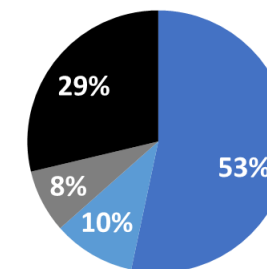
● ANDEAN REGION

● NORTHAMERICA

4Q24 (LTM)



4Q25 (LTM)



EBITDA CONSOLIDADO

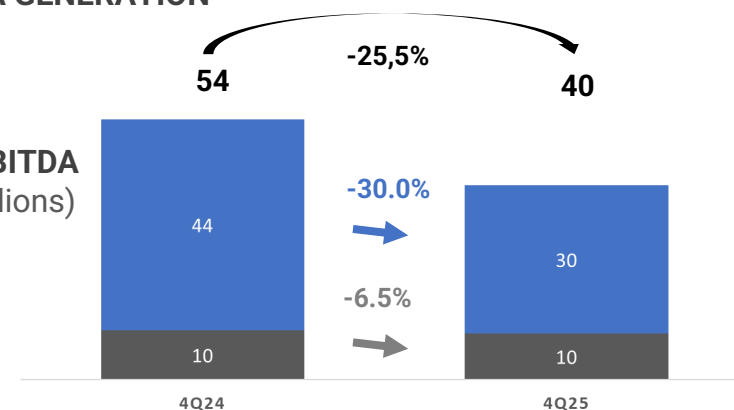
**US\$ 40
millions**

**US\$ 30 millions
(Business B2B)**

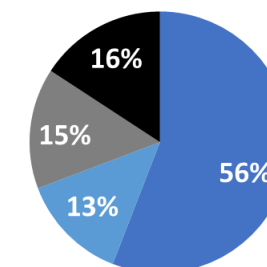
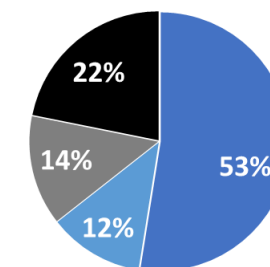


EBITDA GENERATION

QUARTER EBITDA Y/Y
(US\$ millions)



CONSOLIDATED EBITDA CONTRIBUTION BY REGION



* Revenue consolidation adjustments are included in B2B business

12M 2025 Results

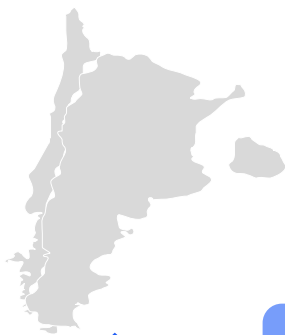
Revenues y EBITDA 12M 2025 by Geography

Geographies (US\$ million)

Revenues



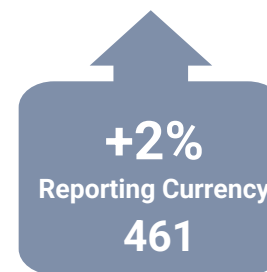
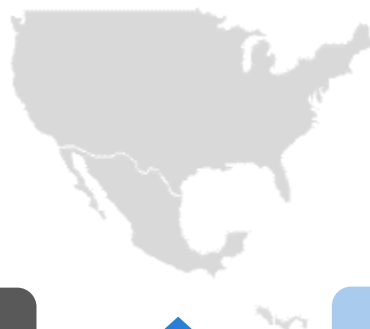
Southern Cone



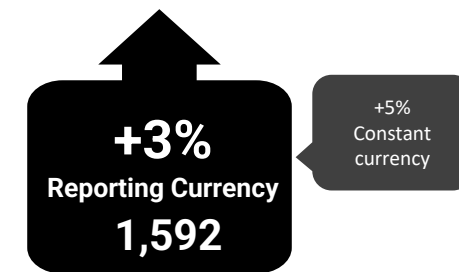
Andean Region



North America



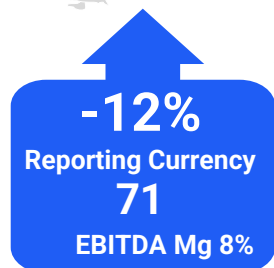
Brazil



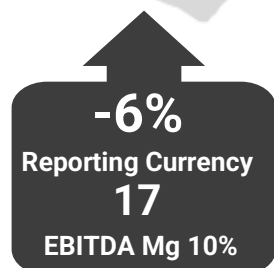
Consolidated



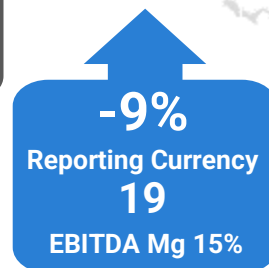
EBITDA



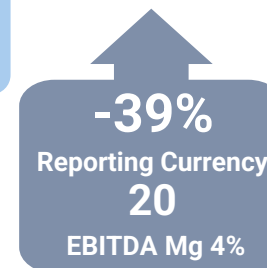
-7%
Constant
currency



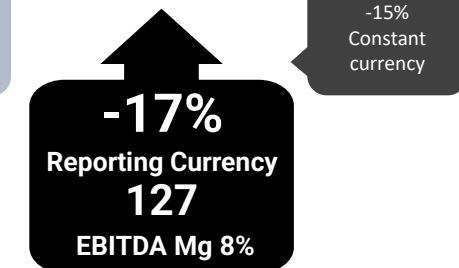
-9%
Constant
currency



-10%
Constant
currency



-38%
Constant
currency



-15%
Constant
currency

* Figures do not consider elimination adjustments between clusters.



AGENDA

4Q & 12M 2025

- Highlights
- Business Evolution
- Financial Results
- **Commercial Results**
- Final Remarks
- Q&A

Commercial Results

Sales

CONSOLIDATED 4Q25

US\$ 585 millions

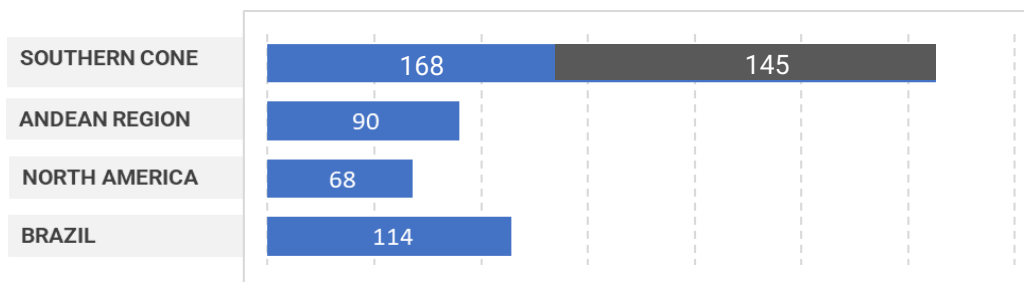
B2B BUSINESS

US\$ 440 millions

**TRANSACTIONAL
BUSINESS**

US\$ 145 MILLIONS

4Q25 Consolidated (US\$ MM)



TOTAL US\$ 585 MILLIONS

Δ % y/y
c/t 4Q24

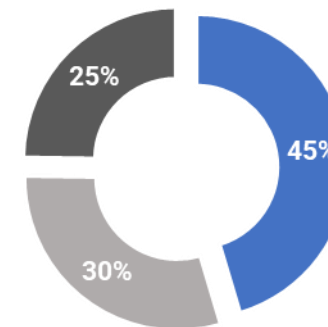
+15.5%

+51.3%

+88.3%

+19.0%

+26.5%



■ Digital Business

■ Digital Services

■ Transactional Business

CONSOLIDATED 12M25

US\$ 1,746 millions

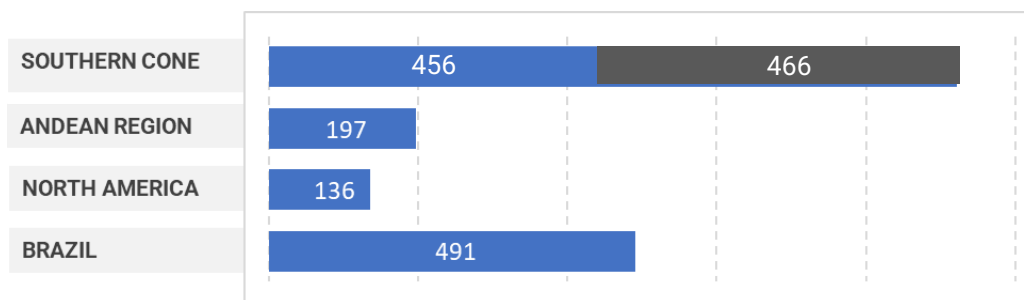
B2B BUSINESS

US\$ 1,280 million

**TRANSACTIONAL
BUSINESS**

US\$ 466 millions

12M25 Consolidated (US\$ MM)



TOTAL US\$ 1,746 MILLIONS

Δ % y/y
c/t 12M24

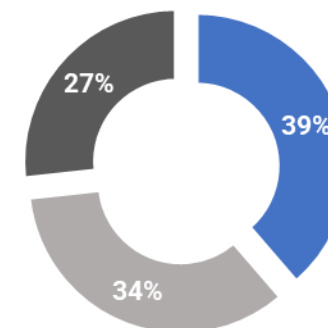
+8.5%

+16.9%

+8.1%

+5.2%

+8.4%



■ Digital Business

■ Digital Services

■ Transactional Business

SONDA
make it easy

Commercial Results

Pipeline

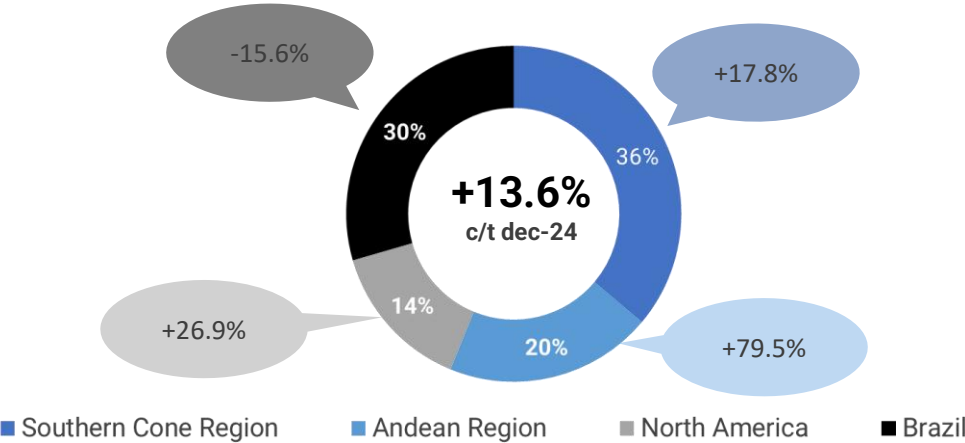


**BUSINESS
OPORTUNITIES
"PIPELINE"**

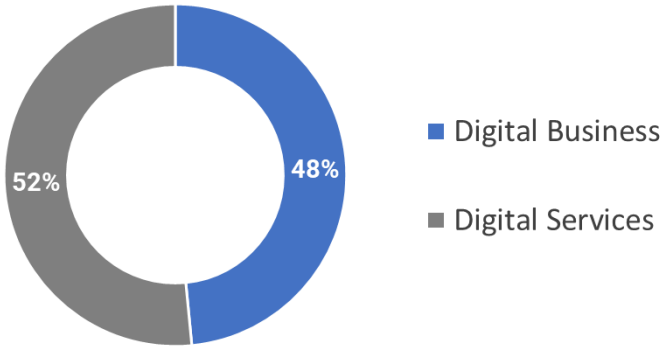
**US\$ 6,026
MILLIONS**



**PIPELINE CONTRIBUTION (US\$ MM)
by GEOGRAPHY**



By Business Line



BUSINESS OPPORTUNITIES BY SIZE

Range	Pipeline				
US\$ Millions	Southern Cone	Andean Region	North America	Brazil	Total
0 - 25	1,762	1,022	598	1,109	4,490
> 25	417	185	267	667	1,536
Total	2,179	1,207	865	1,776	6,026

**+14% YoY
dec-24**



HIGHLIGHTS PIPELINE

- ❖ Smart Cities & Mobility Solutions surpass US\$ 1,100 MM
- ❖ Cloud & Data Center Solutions surpass US\$ 450 MM
- ❖ Cybersecurity Solutions surpass US\$ 110 MM
- ❖ Digital Communications Solutions surpass US\$ 740 MM
- ❖ Software Factory Solutions surpass US\$ 130 MM
- ❖ Vertical solutions for sectoral industries exceed US\$ 600 MM (Banking & Insurance, Retail & Commerce, Healthcare and Utilities).



AGENDA

4Q & 12M 2025

- Highlights
- Business Evolution
- Financial Results
- Commercial Results
- **Final Remarks**
- Q&A

Final Remarks



The year ends with **growth in revenue, business closures and pipeline**, in line with the strategic plan.



2025 results contracted due to stabilization of projects in Brazil, reinforcement of commercial teams and increases in uncollectible accounts



Investment in sales teams pays-off through **sales results and pipeline generation**.



We project a positive 2026; 2025 was a good year for LargeDeals in various countries, and 2026 begins with significant contracts awarded.



AGENDA

4Q & 12M 2025

- Highlights
- Business Evolution
- Financial Results
- Commercial Results
- Final Remarks
- Q&A



Transformando vidas **con la tecnología.**

SANTIAGO / JANUARY 30, 2026 / RESULTS PRESENTATION FOURTH QUARTER 2025